

niftylift

SP50 4x4



(A) 17.2m
56ft 6in



(B) 15.2m
50ft



(C) 9.4m
31ft



225kg
500lbs



1.8m x 0.85m
5ft 11in x 2ft 9in



150°



180°



(D) 2.1m
6ft 11in



(F) 2m
6ft 7in



(H) 4.8m
15ft 9in



(J) 6.35m
20ft 10in



6km/h
3.7mph



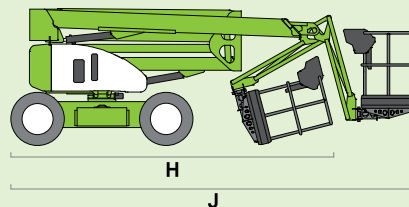
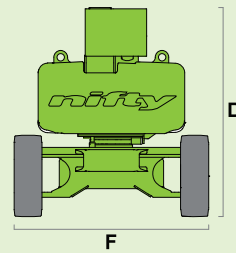
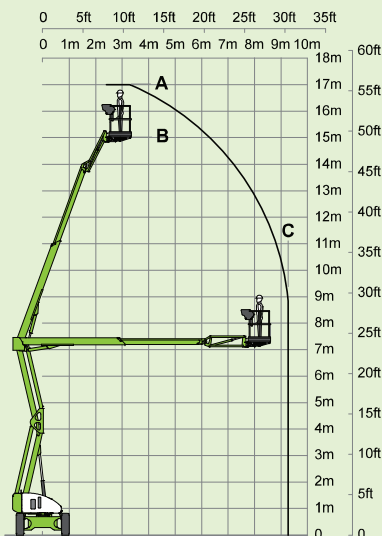
3.7m
12ft 2in



45%
24°




5000kg
11020lbs



SiOPS® toughcage

niftylift
1525 S. Buncombe Road,
Greer, SC - 29651
United States
1-800-643-8954
usasales@niftylift.com
www.niftylift.com



IS-101